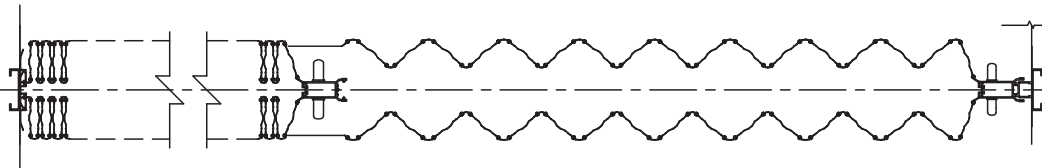



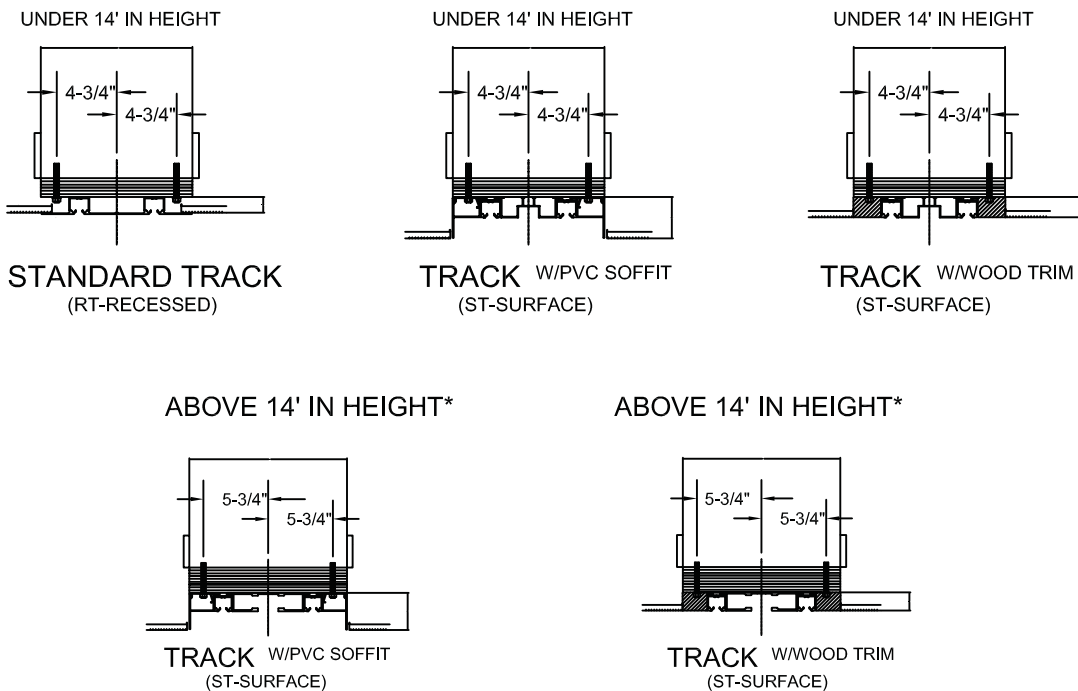
SIDE FOLDING ACCORDION UNITS

ANC-45

STC 45



TRANZFORM SOUND, HEAD DETAILS - STRAIGHT DOOR - MANUAL OPERATION



SIDE FOLDING ACCORDION UNIT

GUIDE CONSTRUCTION OPTIONS

DOOR PROFILE WIDTH

Manual Doors

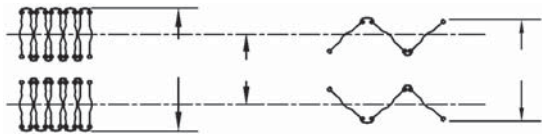
Below 12' high or < 250sq ft

- ▶ Stacked width: 11.56"
- ▶ Extended width: 10.25" to 10.875"

Motorized and Manual Doors

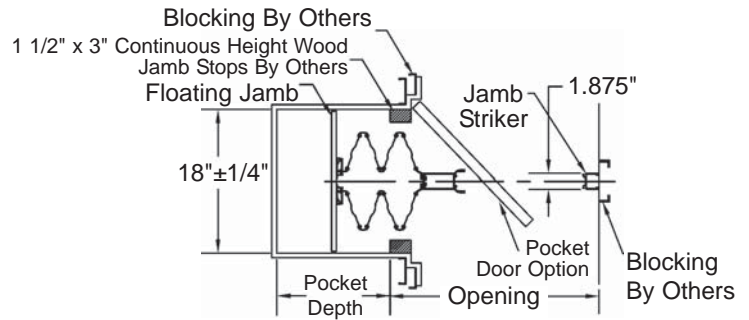
Above 12' high or 250 sq ft:

- ▶ Stacked width: 13.56"
- ▶ Extended width: 12.25" to 12.875"

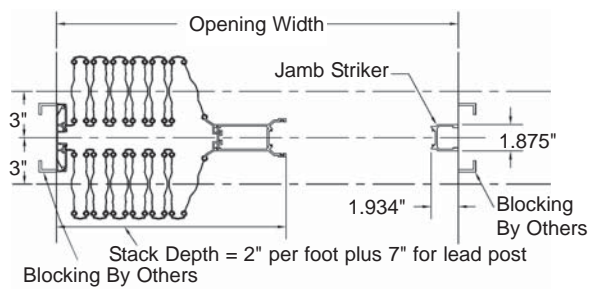


PLAN VIEW: SINGLE SLIDE, FLOATING JAMB

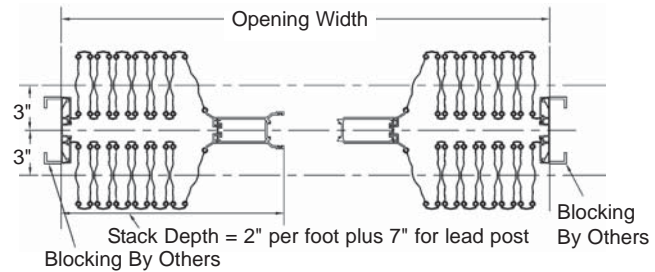
- ▶ Pocket depth = 2" per foot of opening
- ▶ Pocket foot of width + 10"



PLAN VIEW: SINGLE SLIDE, FIXED JAMB



PLAN VIEW: BI-PARTING, FIXED JAMB



The dimensions featured on this sheet are provided as a guide.
Please contact the factory for exact dimensions for your closure.